



Stitching On State Winter/Spring 2017 Classes and Events

Dear Friends,

Welcome to our Winter/Spring 2017 session! We are very excited about the selection and quality of the classes we offer and very proud to have such skilled instructors leading our classes. There are project classes, workshops, skill builder classes and Just-For-Fun Lock-ins and clubs. Please join us! You will have a great time, learn something new and make new friends. How fun!

See you soon,

Elaine, Mike and *all of us* at Stitching On State

MARK YOUR CALENDARS

- ❖ **Our Teacher's Are Having an Open House on Saturday, January 7th.** Sign up today for classes and receive 10% off class fees and 20% off class supplies! Discount applies to project classes only. *Please note that today's discount does not apply to clubs, events, special programs and block of the month programs as these are specially priced.*
- ❖ **First Saturday:** The Spring First Saturday session will resume on January 7th and go through June. Watch for sneak peeks of Terri's newest design through email and on Facebook!
Have you ever participated in this fun, \$5 monthly program? Pay only \$5 for the first block. When you bring in your completed block to the next First Saturday (first Saturday of the month) you will get that month's block for free. These beautiful projects are Terri's exclusive designs and are not available outside the program. Plus, enjoy First Saturday participant-only discounts. What's not to love?
- ❖ **Get ready for the 2017 Great Stash Dash!** Purchase your passport for just \$10 (\$15 after January 1st) and you'll receive a high quality, beautiful tote bag big enough to haul your stash. During the 10 day long dash 1/13-1/22 (which includes 2 weekends) you can visit all 12 shops getting your Great Stash Dash passport stamped and saving 15% off your entire purchase (some restrictions apply).
But the best is yet to come! On Four Saturdays in 2017 just bring your tote bag to any (or all) of the 12 participating shops and you'll save 15% all over again!
It's that easy and it's that fun. You get a great bag AND you save four more times through 2017!
Here are the Four Saving Saturdays: April 29th, July 29th, September 30th and December 30th.
Bonus coupon! You will receive one bonus coupon from each shop you visit. This coupon is good for one 15% discount purchase at that shop on any day during 2017! Ask for your coupon when you have your passport stamped.
- ❖ Join us for our **2nd Annual Make It Mini, Make It Red Show** February 11th-19th ! The more quilts on display the more fun it will be for all. We are looking for quilts under 20 inches square, done in reds (burgundy to bright red) and white (tan to white). You may use any technique you wish. Drop off your beautiful mini quilt at Stitching on State before February 6. We will display all minis at our Mini Show February 11th through the 19th and we will have a People's Choice voting with prizes. Please plan on joining the fun by bringing in a quilt to display and by attending our special little quilt show. What a great way to celebrate the Valentine week!
- ❖ Join Anne for a **FEBRUARY FUN IN THE SUN WEEKEND!** February 25th and 26th
Let's hit the beach!!! Come spend the weekend getting ready for the summer season. Let's pretend we are spending the weekend at the beach and make some fun summer projects. Details listed under Workshops.





Stitching On State Winter/Spring 2017 Classes and Events

DID YOU KNOW?

- ❖ We are an **authorized BERNINA and PFAFF dealer** and have highly skilled, certified technicians on site to service your machine. When you purchase your **BERNINA or PFAFF** sewing machine from Stitching On State you will receive machine specific training, your first year's cleaning at no charge, and a 15% discount on all regular priced merchandise for one year. We support you after the sale, not just during it. **Remember-when you purchase your machine you are also selecting the dealer who will provide you with your training, service and warranty work. We are proud of our reputation as a fair and honest dealer because we believe that integrity counts.**
- ❖ **When you take a class at SoS** you will receive 15% off the regular price of your class supplies. You also receive 15% off the regular price of all in-store fabric, notions, thread, books and patterns purchased on class night! (Remember to let us know you are there for class when you check out, please)
- ❖ Are you aware of our **Customer Loyalty program**? For every \$250 of regular priced merchandise you purchase you will receive a store merchandise gift receipt worth \$25. That is like receiving an automatic 10% off all purchases, all the time, and is our way of saying Thank You for being our customer!
- ❖ We send out monthly emails to let our customers know about upcoming specials and events at the shop. **Are you on our email list?** It's quick and easy to sign up through our website: **StitchingOnState.com**.
- ❖ Our Facebook page is the place to find free projects, shop updates and tips and tricks. Don't miss out! "Like" us or **simply visit our Facebook webpage** at www.facebook.com/StitchingOnState so you get the latest news between emails. For your convenience, we have an easy Like Us link on our website.
- ❖ Are you a machine embroiderer? Be sure to check out our **Embroidery Design Studio** kiosk on website. Simply click on the butterfly icon at the bottom of the home page and enter a world of beautiful embroidery designs and amazing specials!

PROJECT CLASSES

SNOWBOUND

Calling all snowman loving quilters! Come join the fun and create this adorable 56" x 72" bull's eye style snowman quilt. The raw edge circles are cut free hand then top stitched to background, nothing has to match until you sew the blocks together. This quilt is super easy, so you don't have to be afraid circles! Washing the finished quilt will fluff up all your snowmen. Add a little applique' for your noses, button eyes and you have a fun winter quilt. So start digging in your sash for all your whites and creams for the snowmen and a background color. Precut your squares and join the fun!

Instructor: Terri Linder

Class Fee: \$30

Session: Two 2 1/2 hour sessions

Date :Friday January 27 & February 3

Time: 6:30pm - 9:00am





Stitching On State Winter/Spring 2017 Classes and Events

START QUILTING

Make new friends and learn a new skill when you take Start Quilting at Stitching on State. Over the course of five weeks you will learn everything from basic rotary skills, strip piecing, basic machine quilting, to putting on a binding. You will work on three small projects. Learn how to make a simple rail fence wall hanger or table topper, a nine patch checkerboard, then learn to make half square triangles and flying geese to complete a beautiful original table runner. This is also a great refresher class for anyone wishing to fine tune their quilting skills. Come join the wonderful world of quilting! What a great way to start the new year.

Instructor: Terri Linder

Class Fee: \$80

Sessions: Five 2 1/2 hour sessions

Date: Tuesdays, January 31, February 7, 14, 21, & 28

Time: 6:30pm - 9:00pm



TWISTER SPRING/SUMMER WALL HANGING

Missed the fall wreath class? Well come and learn to make this beautiful wreath for any season for your home. Put it on your wall or on your front door either way it will help decorate your home for the season. We will be making a *Spring/Summer Wreath* and using the Twister Harvest pattern. You will learn how to lay out your pattern, sew your squares together and use your Primitive Pinwheels Ruler.

NOTE: There is a maximum of 8 students, so sign up early to guarantee your spot in class.

Skill level: Confident Beginner Quilter

(Basic quilting experience required)

Instructor: Darlene Klawinski

Class Fee: \$35

Session: Two 2 1/2 hour sessions

Date: Wednesday Feb 1 and Feb 8

Time: 10:00 am – 12:30 pm

OR

Date: Saturday Feb 4 and Feb 11

Time: 10:00 am – 12:30 pm



TUFFET PIN CUSHION (Day or Night Class)

Let's play. These fun little pin cushions are fun & easy to make. Great way to use your scraps. Perfect for your sewing room or a gift for friends, graduates off to college.

Instructor: Pam Cook

Session: One 2-1/2 hour class

Class Fee: \$25

Date: Friday February 10th

Time: 1pm - 3:30pm

OR

Date: Wednesday March 15th

Time: 6:30pm - 9pm





Stitching On State Winter/Spring 2017 Classes and Events

POSTAGE STAMP PILLOW

Create a beautiful 18 inch pillow in true postage stamp quilt style. Learn how to use pellon grided interfacing to make the joining of 324 squares super easy with perfect seams! So start going through your sash and begin cutting 1 1/2 inch squares. Remember in true postage stamp quilts, no two fabrics can match. Great time to share fabrics with friends! Join the fun and create a pillow like no other.

Instructor: Terri Linder
Class fee: \$25
Session: One 2 1/2 hour sessions
Date: Friday, February 17
Time: 6:30pm - 9:00pm



SPRINKLES

Create this adorable baby quilt that any new mother will love. The special Sidekick Ruler creates the diamonds and makes it easy to put together.

Instructor: Darlene Klawinski
Class Fee: \$35
Session: One 4 hour session
Date: Wednesday Feb 22
Time: 10:00 am – 2:00 pm
OR
Date: Sunday Mar 12
Time: 11:00 am - 3:00 pm




BEGINNING SEWING-COURSE 1-PILLOW CASE

Always wanted to learn "How to Sew" or having problems with certain sewing techniques? After my 47 years of sewing I have learned many things and will be happy to share my experience with you. This course will teach you the *basics* on your machine and the "proper techniques" in sewing. You will learn about different seams, fabrics, needles, threads and notions. And you will finish by making a pillow case with French Seams. These pillow cases are easy to make for you, gifts or even to give to a Charity.

Skill Level: Beginner Sewer for ages 16 and up
(No sewing experience necessary)

Instructor: Darlene Klawinski
Class Fee: \$35
Session: One 4 hour session
Date: Wednesday Mar 8
Time: 10:00 am – 2:00 pm





Stitching On State Winter/Spring 2017 Classes and Events

T-SHIRT QUILT

Create a memory quilt from your T-shirts for yourself, your family or your friends. In this course you will learn how to take your T-shirts from your vacations, your favorite sports team, your children's sports or from your college student's accomplishments through their school

T-shirts and turn them into life-long memories. What a great Graduation Present!

Skill Level: Beginning Quilter
(Basic quilting experience required)

Instructor: Darlene Klawinski

Class Fee: \$40

Session: Two 2 1/2 hour Sessions

Date: Wednesday Mar 22 and Mar 29

Time: 10:00 am – 12:30 pm

OR

Date: Saturday Apr 1 and Apr 8

Time: 10:00 am – 12:30 pm



MACHINE QUILTING

Do you have a collection of quilt tops just waiting to be quilted, but are unsure where or how to begin to finish them? Here is the perfect class for you to learn how to quilt those quilts, at home, on your own sewing machine. Learn about needles, batting, thread, and marking tools. The first night of class covers machine guided quilting using your walking foot. The second class we will put on your darning foot and learn how easy it is to do free motion quilting. This class will help you develop the confidence needed to quilt your own quilts.

Instructor: Terri Linder

Class Fee: \$42

Session: Two 2 1/2 hour sessions

Date: Tuesdays, March 7 & 14

Time: 6:30pm - 9:00pm



CRAZY LITTLE CHICKEN PIN CUSHION

Here a chick, there a chick, everyone needs a chicken pincushion. Come join the fun and make a little crazy quilted chicken. Learn the sew and flip method of crazy quilting on a foundation cloth, then add some decorative stitches with your sewing machine. If your machine does not have any fancy stitches, we would love for you to sew on one of ours. So fast and simple you'll want to go home and create a flock.

Instructor: Terri Linder

Class Fee: \$25 - sand, felt, & beads supplied

Session: One 2 1/2 hour session

Date: Friday, March 31

Time: 6:30pm - 9:00pm





Stitching On State Winter/Spring 2017 Classes and Events

TRAIN CASE

These great train cases come in three sizes. They would make great gifts for that recent graduate. They make great make up cases. You will learn to insert zippers two ways & make inside side pockets. Skill level Intermediate.

Instructor: Pam Cook
Sessions: One all day class
Class Fee: \$35
Date: Saturday March 4th
OR
Date: Friday April 21st
Time: 9:30am - 4pm



SEW FUN!

Bring your embroidery machine and let's add a little pizzazz to our sewing rooms by creating a thread catcher and pin cushion or a wall organizer. Everything is created in the hoop.

Instructor: Jann Bray
Fee: \$35
Date: Saturday, March 25th
Time: 10-4pm



CHENILLE POTHOLDERS

Who would have ever thought just eight layers of brushed homespun (flannel) could make such beautiful potholders? Learn how to stack, sew, and slash, to create a pair of potholders. After binding, just throw in the wash and they fluff themselves. Make for yourself or to give as a gift, so simple you can't make just one set!

Instructor: Terri Linder
Class Fee: \$28
Session: One 3 1/2 session
Date: Sunday, March 26
Time: 1:30pm - 5:00pm





Stitching On State Winter/Spring 2017 Classes and Events

BEGINNING SEWING – COURSE II – PAJAMA PANTS

Want to learn apparel sewing or have not done it in years and need a refresher course? This course will teach you the "proper techniques" in apparel sewing. You will learn measuring, cutting, sewing curves and matching patterns. And you will finish by making pajama pants entirely with French Seams in any length you want. Make them for yourself or give as gifts.

Skill Level: Beginner Sewer for ages 16 and up
(Basic sewing experience required or the completion of my Course I)


Instructor: Darlene Klawinski

Class Fee: \$35

Session: One 4 hour session

Date: Wednesday Apr 5

Time: 10:00 am – 2:00 pm



MISTY MORNING BARGELLO

Misty Morning is from the book More Twist-and-Turn Bargello Quilts. Bargello's are stunning and very impressive quilts. Believe it or not, they can also be fairly easy to make. I will take you step by step to complete this amazing quilt. This quilt is definitely an eye turner!!


Instructor: Anne O'Hara

Class Fee: \$70

Sessions: Two 6 hour sessions

Date: Saturday April 22nd and May 6th

Time: 10:00 to 4:00pm



FOLD'N STITCH LEAF TOPPER

You will receive great compliments when you put this lovely table topper on your outdoor table or any table when entertaining your guests. Going to a party? What a great hostess gift.

Instructor: Darlene Klawinski

Class Fee: \$35

Session: One 4 hour session

Date: Wednesday Apr 26

Time: 10:00 am – 2:00 pm





Stitching On State Winter/Spring 2017 Classes and Events

MACHINE APPLIQUE' - RAW EDGE

This course concentrates on stitch techniques for raw-edge applique using your sewing machine. You will learn about needles, threads, tension and machine settings, stabilizers and fusible web and will practice on different shapes using your zig-zag, satin and/or blanket stitches. You will also do a small project from start to finish using your applique pressing sheet.

Skill level: Beginner Sewer/Quilter and Up

(Basic sewing experience necessary)

Instructor: Darlene Klawinski

Class Fee: \$45 - Includes (2) Kits

Session: One 5 hour session

Date: Saturday Apr 29

Time: 10:00 am – 3:00 pm



LOCK INS, WORKSHOPS, CLUBS and EVENTS

(Please note that the fees for these special programs are not discountable)

QUILT THE DAY AWAY

Come to Stitching on State on the third Wednesday of the month for six hours of uninterrupted sewing time! Feel free to bring whatever you are working on, or start a new project. Fran and the girls downstairs will be available too help and motivate you throughout the day. Bring a lunch or plan on going out to grab something in town. This is the perfect opportunity to finish some UFOs and make new quilting friends. We look forward to seeing you!

Instructor: Fran Row

Fee: \$12

Session: One 6 hour session

Dates: Wednesday, January 18

Wednesday, February 15

Wednesday, March 15

Wednesday, April 19

Time: 10am - 4pm





Stitching On State Winter/Spring 2017 Classes and Events

LATE NIGHT LOCK-IN

Sometimes you just need to get out of the house and do something for yourself. Here is the perfect opportunity to get out with your quilting friends and work on completing some of your UFO's. All caught up? (I WISH) then feel free to come start something new. Come at 6pm to be locked in the quilt shop where you will be free to sew, shop, snack, and visit with fellow quilters. Terri will be on hand to answer any questions that may come up. Dessert will be served at 9pm and you do not have to go home until midnight. Think how much you will be able to get done without interruptions. Come join the fun, you'll be glad you did!



Instructor: Terri Linder

Fee: \$12

Session: 6 hours of quilting fun!

Dates: Saturday January 21

Saturday February 18

Saturday March 18

Saturday April 22

Saturday May 27

Time: 6pm - midnight

LOCK IN (THE NEXT DAY)

Turn April's late night lock-in into a mini retreat! Leave your machine all set up and all your supplies out, then come back on Sunday for ANOTHER 6 hours of sewing time with all your quilting friends. Please feel free to join this Sunday Lock-In even if you were unable to attend the night before. The more the merrier! Bring a lunch or plan on running out to get something in town.

Snacks and dessert will be served. And as always you will be free to sew, shop, and share the fun



Instructor: Terri Linder

Fee: \$12

Session: 6 hours of quilting fun!

Date: Sunday April 23

Time: 10am - 4pm

PINEAPPLE REVISIT

Still working on your pineapple blocks? Here is the opportunity to come back to Stitching on State to continue working on your quilt. If you have finished your quilt, feel free to come start another. You can get a totally different look by adding sashings or controlling your color placement. We will begin with a quick review on construction, then you will be free to sew the day away. Lunch will be served, so all you have to do is play with your fabric scraps and make more pineapple blocks. You may even see some of your classmates! **NOTE:** You must have taken one of the past scrappy pineapple classes to enroll in this class. If you still need to take the original \$40 Scrappy Pineapple class, Please contact Terri to make special arrangements to get the first class under your belt so you can take advantage of the future revisit classes.



Instructor: Terri Linder

Class fee: \$15

Session: One 6 1/2 hour session

Date: Saturday March 11

Time: 9:30am - 4pm



Stitching On State Winter/Spring 2017 Classes and Events

2ND ANNUAL MAKE IT MINI-MAKE IT RED SHOW

Join us for our 2nd Annual Make It Mini, Make It Red Show! The more quilts on display the more fun it will be for all. We are looking for quilts under 20 inches square, done in reds (burgundy to bright red) and white (tan to white). You may use any technique you wish. Drop off your beautiful mini quilt at Stitching on State before February 6. We will display all minis at our Mini Show February 11th through the 19th and we will have a People's Choice voting with prizes. Please plan on joining the fun by bringing in a quilt to display and by attending our special little quilt show. What a great way to celebrate the Valentine week!

Show fee: Free!

Who is welcome? Everyone!

Show Dates: February 11th-19th



SASSY STITCHERS CLUB

We are currently working on a sampler quilt. We also show lots of show and tell and share yummy snacks. Sassy Stitchers meets the third Sunday of each month from 10:00 am to 3:00 pm.

Instructor: Anne O'Hara

Dates: Jan 15, Feb 19, March 19, April 16

Time: 10am-3pm

\$45.00 annual fee



6D SOFTWARE CLUB

Don't let your Pfaff or Viking software sit idle in your computer. Join the club and learn all there is to know about 6D software! Every session is self contained so no need to have been to other sessions. If you do not own the complete suite, check the schedule and attend when the modules you own are featured.

Instructor: Diana Thompson

Monthly fee: \$20

Time: 10am-12:30pm

January 3 - Embroidery Extra

February 7 - Portrait Stitch

March 7 - Stitch Editor

April 4 - Design Creator



FEBRUARY'S FUN IN THE SUN WEEKEND

Lets hit the beach!!! Come spend the weekend getting ready for the summer season. Let's pretend we are spending the weekend at the beach and make some fun summer projects.

Weekend Host: Anne O'Hara

Weekend Fee: \$125 includes food and project patterns

Saturday February 25th and Sunday February 26th.

Time: 10am to 4pm each day

